

HIGH QUALITY CEDAR
GREENHOUSES



grow house



WELCOME TO GROWHOUSE

At Growhouse our philosophy is to keep things simple. To create top quality greenhouses at affordable prices. We like to keep everything as simple as possible, simple to choose, simple to order and simple to accessorise. With a greenhouse from Growhouse you won't be inundated with masses of useless information, or confusing specifications. So finding the greenhouse that fits your lifestyle and your gardening needs is... well... simple.



To complement our Red Cedar greenhouses we also have two coldframes, which are the best Cedar coldframes money can buy.

Quality Creations

Growhouse Greenhouses are hand built in Chester by professional joiners using Western Red Cedar, a top quality building material, which provides outstanding strength in adverse conditions and enhanced weather resistance essential for garden use. It is a naturally oily wood making it inherently rot resistant. Untreated, Western Red Cedar weathers to a beautiful silvery grey colour, reminiscent of sun-bleached driftwood, but if you want to preserve its rich colour it will need treating from time to time.

Sustainability



Here at Growhouse, we understand the value of using only timber sourced from environmentally responsible forests. As such, we are fully PEFC certified and ensure all our timber is supplied by companies that are either FSC, CSA or PEFC certified. This guarantees that all the Cedar used in our greenhouses has been harvested in a sustainable, responsible and renewable manner, and meets the needs of the present without compromising the ability of future generations to meet their own needs.

PEFC - THE WORLD'S LARGEST FOREST CERTIFICATION SCHEME



Programme for Endorsement of Forest Certification

www.pefc.co.uk



DESIGNED FOR YOU

The Growhouse is available in several popular sizes: 6x6ft and 6x8ft are traditional sizes for smaller gardens offering gardeners a generous growing space from a small footprint and enabling the cultivation of a wide range of traditional greenhouse plants.

The larger 8x10ft and 6x10ft models are the preferred choice of experienced gardeners who know that when it comes to buying a greenhouse it makes sense to buy a size larger than you think you need. The additional growing space in the larger model allows you to grow a wider variety of plants and even position a comfortable chair on which you can relax and commune with your plants on a warm sunny day.

The Lean-to is a new addition to the range and makes ideal use of a south facing wall or courtyard garden.



Our Cedar greenhouses have a wide range of features and specifications which we believe make them the best value timber greenhouse on the market.

Design

- No internal supports or stays ensuring clean lines and ease of use.
- Supplied in made-up panels and easily assembles with simple instructions.
- A more spacious interior for even temperature with high eaves and ridge maximising internal space for you and your plants.
- Extra ventilation with two roof vents and two side vents, plus an optional louvre vent for more specialised growing (6x6ft model has two side vents and one roof vent as standard).

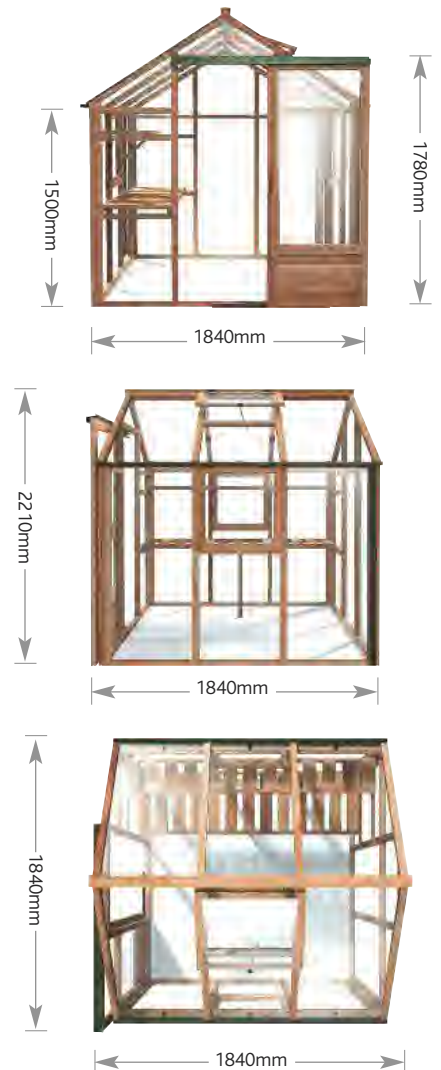
Included as standard:

- High capacity gutters and down pipes compatible with standard rainwater goods enable you to store water if required.
- Optional Autovents for the roof lights in summer, ideal if you are away.
- Optional benching and shelving is available for one or both sides of your Growhouse.
- Toughened safety glass to BS6206 on all our greenhouses to protect you and your family.
- All glass securely fixed in place with capping, we use no clips.
- All fixings in high grade stainless steel.
- Engineered wide sliding door on aluminium runner with roller bearings.



THE GROWHOUSE 6x6 ft

The 6x6ft Cedar Growhouse greenhouse has been introduced as an entry level structure for customers who have a limited space. The greenhouse is made to the same high specification as all our other greenhouses but to slightly smaller dimensions. This glasshouse is a great alternative for anyone who may be considering a feature greenhouse like a hexagonal building. This structure looks great as a feature greenhouse but the internal space can still be very functional allowing a lot of growing room unlike a hexagonal greenhouse.



Width	Length	Height	No. of Vents
1840mm	1840mm	2210mm	3
6ft 1/2 in	6ft 1/2 in	7ft 3 in	

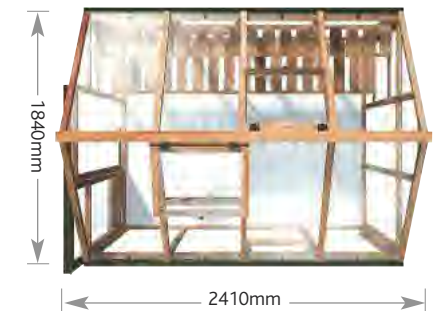
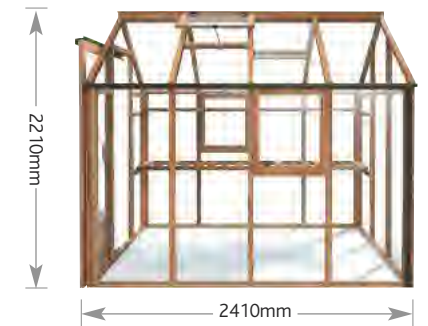
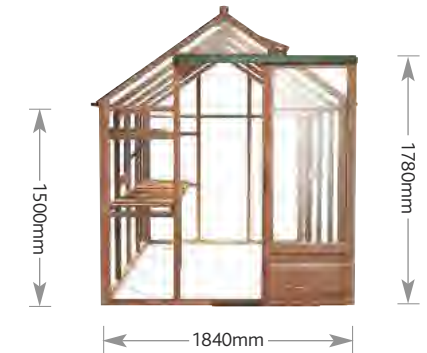




THE GROWHOUSE 6x8 ft

The traditional design of this 6x8ft Cedar Growhouse greenhouse is ideal for the more modest garden, up to a very large plot. Suitable for propagation, growing summer salads or over-wintering of your precious potted plants. The 6x8ft greenhouse is the most popular model greenhouse sold and is a good size for the hobby or enthusiast gardener. The proportions of this greenhouse suit most needs with ample room inside to grow a variety of crops.

Made from the finest Red Cedar and engineered to last this stunning looking glasshouse does not need to be hidden at the bottom of the garden.



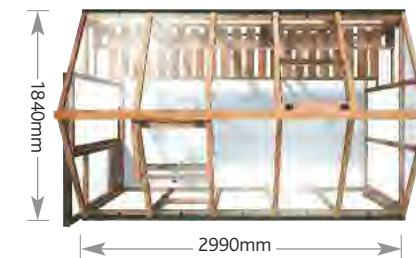
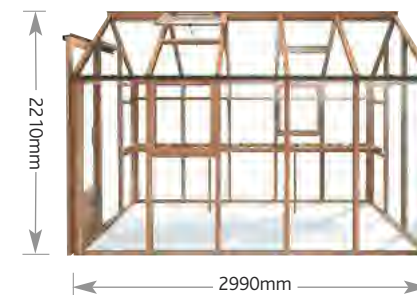
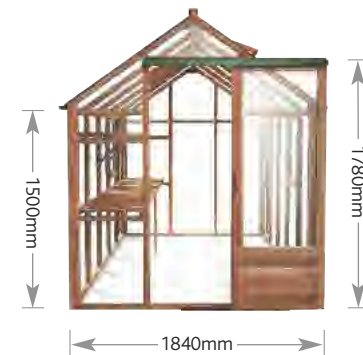
Width	Length	Height	No. of Vents
1840mm	2410mm	2210mm	4
6ft 1/2 in	7ft 11 in	7ft 3 in	

THE GROWHOUSE 6x10 ft

We always advise customers to go for the largest greenhouse they can fit on their plot because once the greenhouse gardening bug bites you can never have too much room.

The additional space in this 6x10ft greenhouse creates an excellent environment for you and your plants. The greater air volume means the temperature fluctuations are more stable, which ensures a more consistent growing environment for your plants.

The attention to detail, design and quality of this structure will give you many enjoyable years of greenhouse gardening.



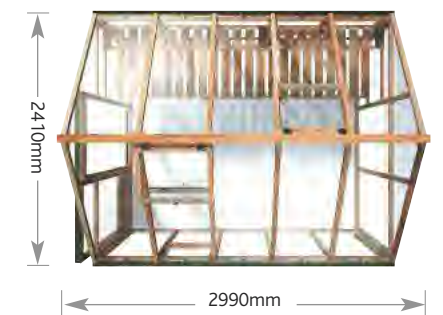
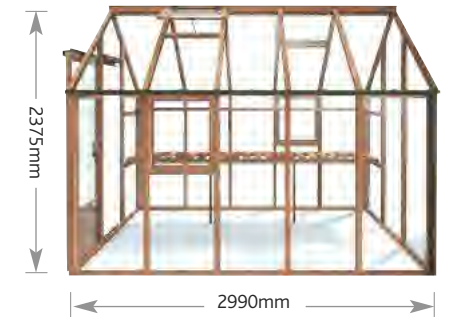
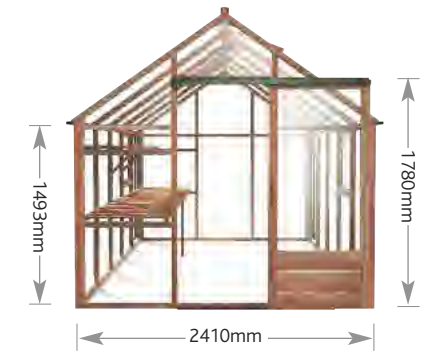
Width	Length	Height	No. of Vents
1840mm	2990mm	2210mm	4
6ft 1/2 in	9ft 9 1/2 in	7ft 3 in	



THE GROWHOUSE 8x10 ft

The largest Cedar greenhouse in our range with proportions that will make working in your greenhouse a pleasure. The extra width means the roof space is increased significantly creating an excellent environment for your plants.

The door on this model is wider so access with a wheelbarrow or wheelchair is easily accommodated. The design and construction of this excellent greenhouse will give you an environment for your plants to cherish for many years to come.



Width	Length	Height	No. of Vents
2410mm	2990mm	2375mm	4
7ft 11 in	9ft 9½ in	7ft 9½ in	



THE GROWHOUSE LEAN-TO


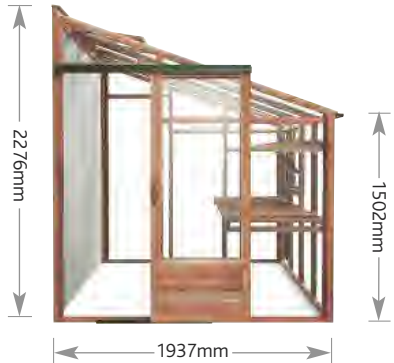
The Lean-to greenhouse makes ideal use of a south facing wall or courtyard garden.

The Victorians first realized the benefits of having a wall as a heat sink for a greenhouse to allow them to grow fruit trees and vines that would ordinarily not flourish in the UK's climate.

Built in the finest quality Cedar (as are all our structures) and measuring 6ft 4in x 8ft/10ft the Lean-to's are designed to fit in gardens large or small.

The greenhouse is 7ft 5in to the apex, which allows even tall plants to grow on the wall side, and can be fitted with staging and shelving on the glass side. The greenhouse comes with 2 identical ends to allow the door to be fitted in either end for added flexibility.


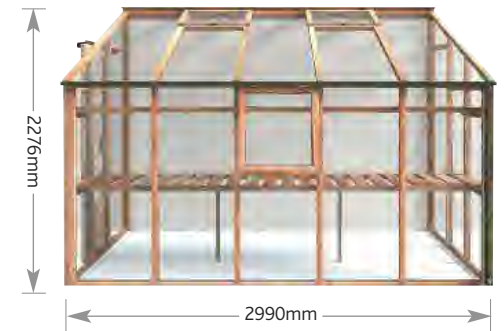
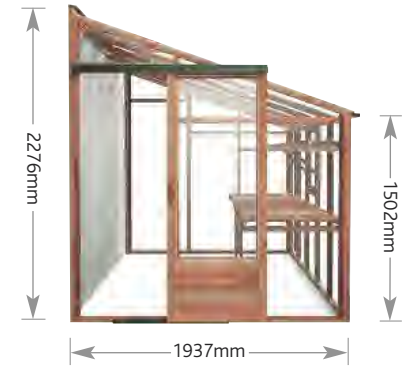
THE LEAN-TO 6x8ft



Width	Length	Height	No. of Vents
1937mm	2408mm	2276mm	2
6ft 4 in	7ft 11 in	7ft 5½ in	



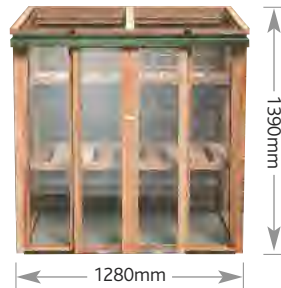
THE LEAN-TO 6x10ft



Width	Length	Height	No. of Vents
1937mm	2990mm	2276mm	3
6ft 4 in	9ft 9½ in	7ft 5½ in	

COLDFRAMES

THE UPRIGHT COLDFRAME



An attractive free standing unit that is often placed against a wall or fence. This coldframe comes without a back as standard, however a back panel can be purchased as an addition.

THE COLDFRAME



The smallest in our range of coldframes and useful for a variety of purposes. The greenhouse coldframe is a popular addition to the smaller garden that perhaps cannot accommodate a greenhouse.

ACCESSORIES



Benching

Our sturdy benching creates a useful work-top area with handy storage space below. Positioned at waist height for ease of use and to give sufficient growing space for any plants on top of the staging.



Shelving

High level shelving is invaluable additional storage space for starting off seedlings and general storage of seed packets, gardening tools and gloves, reference books, etc.



Louvre Vent

The louvre vent has been designed to fit into the panel below the side opening vent in the greenhouse. When open this creates excellent additional lower ventilation in your greenhouse.



Autovent

Operated via a wax filled cylinder that expands and contracts, automatically opening and closing your roof windows, no power needed. Stops your greenhouse getting too hot without you having to manually open the window yourself.



Greenhouse Bases

Our bases are cut to the exact size of the greenhouses, so will also help in deciding where to situate the greenhouse, and take away the need for solid footing around the whole perimeter of the structure.



Slimline Waterbutt

Ideal for those with limited space, but still want to collect as much rainwater as possible. With a capacity of 100 litres, the water collected should be suitable for most small and medium gardens.



Irrigation System

Irrigation and fertilizer system which provides an adjustable flow of water and fertilizer, both day and night to your greenhouse. This gravity-feed watering device provides continuous drip feeding for your plants.



Blinds

Help control the amount of sunlight in your greenhouse with these blinds. They reduce the amount of summer sunlight, aiding plant growth and prevents overheating and plant burn.

A GARDEN RETREAT

A new greenhouse is a haven for a gardener, a place to potter, plant and sow until the light fades in the evening. Set it up with water and electric and your loved ones might need to prise you away from your new-found sanctuary. Add a comfy chair and you'll be joining the generations of gardeners found dozing amid the dahlias, or nodding with the nasturtiums.

Healthy Living

Where better to start your own quest for healthy and tasty food than in your very own greenhouse. You don't need to heat the greenhouse to achieve great results, even with an unheated greenhouse you can extend the growing season at both ends. Starting off early crops such as peas and broad beans even earlier and ensuring that more tender plants get a head start against garden sown equivalents. A greenhouse also

helps protect your plants from pests and birds that are equally keen to share in your bountiful produce.

Once you've got a greenhouse full of salad leaves, tomatoes and an array of herbs, fruit and vegetables they will keep on growing for much longer in the protection of the greenhouse warmth. You'll be wowing your friends at Christmas with the last of your summer tomatoes, some new potatoes harvested straight from the greenhouse and all manner of other out of season, tasty leaves and delicacies. If you think you are hooked on gardening now, just wait until your new delivery arrives.

In Spring the greenhouse comes into its own. It's just so much more economical to grow your own bedding plants and produce new plants by simple cuttings, bulking up your favourites to fill the garden or to give away to gardening friends.

Plant Passions

Many gardeners choose a greenhouse to house a specialist collection of plants. Whether your passion is alpine plants, orchids, cacti or even fuchsias, a greenhouse will help you to grow your prized possessions in a protected environment and to get the very best from your plant collection.



Warmth of Wood

Many of the benefits of a wooden greenhouse are conferred by the quality, durability and characteristics of the timber. Growhouse greenhouses are made using top quality Western Red Cedar. The trees are naturally durable, producing long lengths of timber that benefits from a true, strong and straight grain, making it the perfect choice for resilient wooden greenhouses. Red Cedar is free from pitch and naturally resistant to decay by pests and fungi, which makes it an ideal choice for use in a garden setting and much less needy in terms of regular maintenance compared to other softwoods. Red Cedar has excellent insulation properties and when used to make a wooden greenhouse, actually helps to maintain a constant internal temperature inside, providing better conditions for healthy plant growth. It also reduces condensation within the greenhouse.

Wooden greenhouses are often the preferred choice for country gardens, cottage gardens and traditional settings; wood blends easily and naturally within a garden and looks in keeping with the natural environment. In this way a traditional Red Cedar greenhouse can become a focal point in the garden and positioned in a prominent place, central to the whole garden design, rather than hidden away at the bottom of the vegetable patch.



DECISIONS


The first decision to make is where you intend to site your greenhouse, and the size of greenhouse that you require. Remember that generally freestanding glasshouses are best positioned with the ridge axis running from east to west.

Keep your new greenhouse well away from roads, trees and play areas. Accessibility is important for several reasons; you'll definitely want to be able to nip out to the greenhouse whenever convenient, so keep it fairly near to the house.

If you want water and power to be connected then it is more cost effective if the greenhouse is nearer the relevant existing supplies.

Plus when you buy a Growhouse you are investing in a greenhouse to be proud of, you don't need to hide it away at the bottom of the garden; make a feature out of it.

Think carefully before you make your final decision. Consider buying a size bigger than you think you need as greenhouse space soon runs out when you've pricked out a few dozen pots of seedlings into thousands of individual pots and modules.



grow house